







Use Graphs

CA Standards
SDAP 1.2, MR 2.2

Talent Show	
Sing 	
Dance 	
Play instrument 	

Use the picture graph to solve.

1. How many children will dance?

_____ children

3. How many children will sing or dance in all?

Write the number sentence.

___ ○ ___ ○ ___ in all

5. How many more children will dance or play an instrument than sing?

Write the number sentence.

___ ○ ___ ○ ___
children

2. How many children will sing?

_____ children

4. How many more children will play an instrument than dance?

Write the number sentence.

___ ○ ___ ○ ___
children

6. There are **4** more children who decide to sing. There are **3** more children who decide to dance. Now how many children will sing or dance in all? Write the number sentence.

___ ○ ___ ○ ___ in all