




Name \_\_\_\_\_ Date \_\_\_\_\_

# Fractions and Decimal Equivalents

CA Standards  
NS 1.6, NS 1.7


Write a fraction to describe the shaded part of each model. Then write a decimal equivalent.

1. Hershel drew this picture to show the number of days out of the last 10 that he went to the library.




\_\_\_\_\_

3. Quentin has one hundred coins in a jar. Thirty-eight of them are pennies. The model shows the part of the coins that is pennies.



\_\_\_\_\_

5. Patricia bought a pack of 100 colorful hair beads. Her cousin Ellie weaves 51 beads into her hair. The model shows the part of the beads that Ellie does not weave into Patricia's hair.




\_\_\_\_\_

2. Delia drew this model to show the number of days out of the last 10 that she practiced piano.




\_\_\_\_\_

4. Quentin also notices that 19 of the remaining coins are nickels. The model shows the part of the one hundred coins that isn't made up of pennies or nickels.



\_\_\_\_\_

6. Patricia then weaves twenty-eight beads into Ellie's hair. Write a fraction and a decimal equivalent to describe the part of all the beads the girls weave into their hair.



\_\_\_\_\_