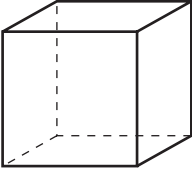





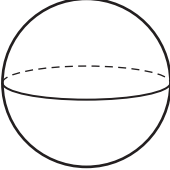

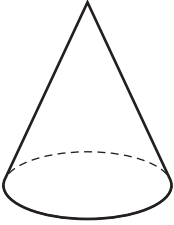

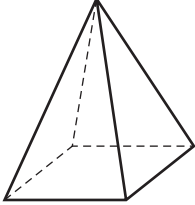


Figure Match Cards

Directions: Cut each card along the dotted line.

✂

	cube		
cylinder			rectangular prism
		sphere	
	cone		
square pyramid	