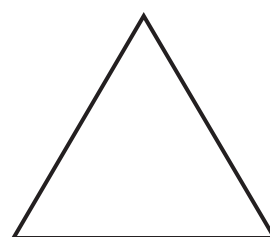


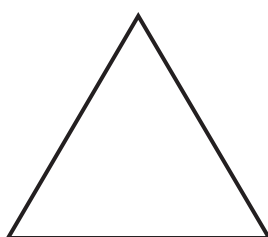


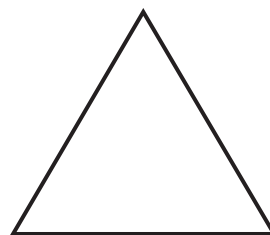


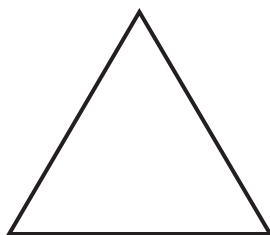



Name _____

3










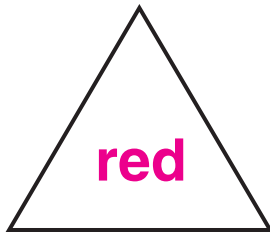

Geometry and
Measurement

Color It!



Directions: Color each crayon as indicated. Color the shapes to match the color of each crayon in each box.

Color It!



Directions: Color each crayon as indicated. Color the shapes to match the color of each crayon in each box.